

DESCRIPTION DE LA STRATÉGIE

- PB CH - LPP 25 est une stratégie d'investissement qui offre : un niveau élevé de diversification, une approche multi-classes d'actifs, l'accès à une multigestion en totale architecture ouverte avec une exposition géographique et sectorielle globale. L'allocation d'actifs suit un processus discipliné, sans biais de comportement.
- Cette stratégie vise surtout à générer des revenus réguliers et à préserver le capital, avec une exposition limitée aux actions.
- L'ensemble des investissements sont conformes aux prescriptions en matière de placements de l'OPP2, et aux règles de placements applicables dans le cadre des directives de placements élargies.

Caractéristiques principales

Gestionnaire
Banque Paris Bertrand SA

Domicile / Statut juridique
Suisse / Opp2-Compatible

Monnaie de référence
CHF

TER
0.33%

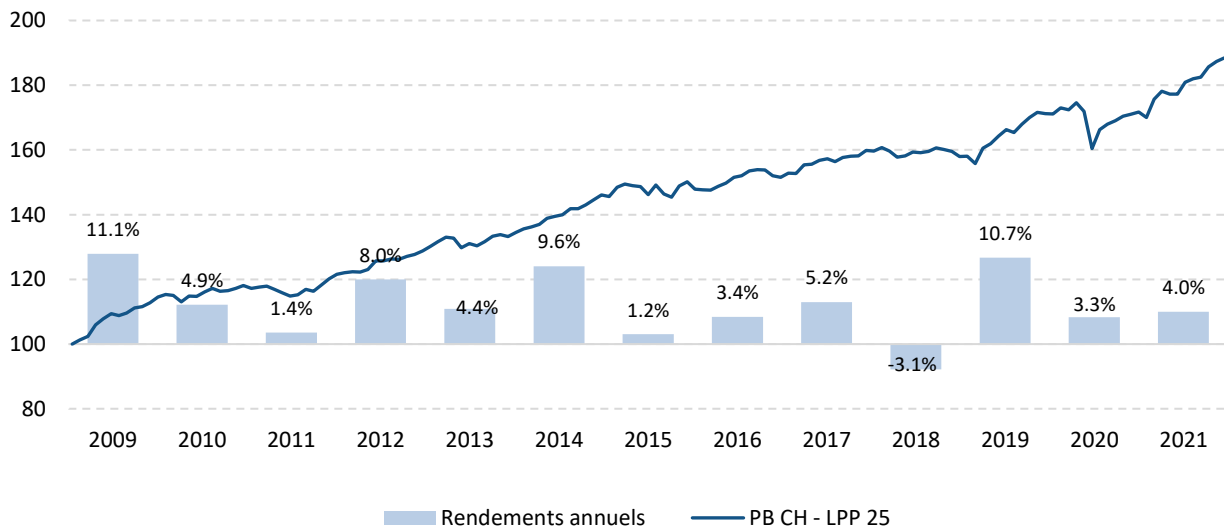
Investissement minimal
CHF 10'000

Profil de risque Liberty



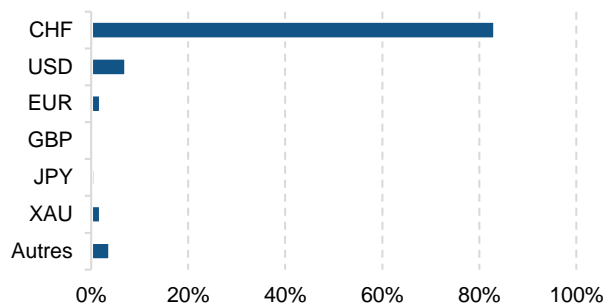
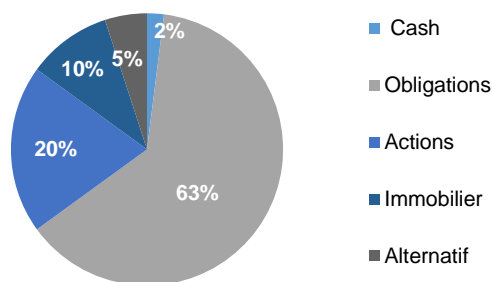
PERFORMANCE⁽¹⁾

	YTD	1 mois	3 mois	1 an	3 ans	5 ans	Depuis creation
PB CH - LPP 25	4.0%	-1.7%	-0.2%	7.8%	16.1%	20.4%	85.2%



	Jan	Fév	Mar	Avr	Mai	Juin	Juil	Aoû	Sep	Oct	Nov	Déc	Année	Cumu.
2021	-0.5%	0.0%	2.0%	0.6%	0.2%	1.8%	0.9%	0.6%	-1.7%				4.0%	85.2%
2020	1.3%	-1.6%	-6.6%	3.6%	1.0%	0.6%	0.9%	0.3%	0.4%	-1.0%	3.3%	1.4%	3.3%	78.1%
2019	3.1%	0.9%	1.4%	1.2%	-0.6%	1.6%	1.2%	0.9%	-0.2%	-0.1%	1.1%	-0.3%	10.7%	72.4%
2018	-0.7%	-1.2%	0.3%	0.7%	-0.1%	0.2%	0.7%	-0.3%	-0.4%	-1.0%	0.1%	-1.5%	-3.1%	55.8%
2017	0.0%	1.7%	0.1%	0.8%	0.3%	-0.5%	0.8%	0.3%	0.1%	1.1%	-0.1%	0.7%	5.2%	60.8%
2016	-0.1%	-0.1%	0.8%	0.7%	1.2%	0.4%	1.0%	0.3%	-0.1%	-1.1%	-0.3%	0.8%	3.4%	52.8%
2015	-0.3%	2.0%	0.7%	-0.3%	-0.2%	-1.6%	2.0%	-1.9%	-0.7%	2.4%	0.9%	-1.6%	1.2%	47.8%
2014	0.9%	0.8%	0.4%	0.6%	1.4%	0.4%	0.3%	1.4%	0.0%	0.8%	1.2%	1.0%	9.6%	46.1%
2013	0.9%	1.0%	1.1%	1.1%	-0.2%	-2.3%	1.1%	-0.5%	1.0%	1.2%	0.4%	-0.4%	4.4%	33.2%
2012	1.7%	1.1%	0.5%	0.2%	-0.1%	0.6%	2.2%	0.0%	0.5%	-0.1%	0.7%	0.4%	8.0%	27.7%
2011	0.5%	0.8%	-0.7%	0.4%	0.2%	-0.9%	-0.9%	-0.9%	0.3%	1.5%	-0.5%	1.6%	1.4%	18.2%
2010	0.4%	1.0%	1.6%	0.7%	-0.3%	-1.7%	1.6%	0.0%	1.2%	0.9%	-0.7%	0.2%	4.9%	16.5%
2009					1.3%	1.0%	3.5%	1.7%	1.5%	-0.5%	0.7%	1.4%	11.1%	11.1%

(1) La performance est celle de l'indice Pictet LPP-25 Plus 2005 (LPP25 Index). La performance historique ne constitue pas un indicateur pour la performance actuelle ou future.



DÉTAILS DU PORTEFEUILLE

Obligations	63.0%
UBS ETF (CH) SBI Domestic Government 3-7	13.0%
iShares Core CHF Corporate Bond ETF	20.0%
Vanguard Global Bond CHF-Hedged	25.0%
UBAM Global High Yield Solution I CHF	5.0%
Actions	20.0%
iShares Core SPI	7.5%
iShares Core MSCI World UCITS ETF	2.5%
LongRun Global Equity	10.0%
Immobilier	10.0%
UBS ETF (CH) - SXI Real Estate Funds	7.5%
Henderson Global Property Equities	2.5%
Alternatif	5.0%
PBSAM FAST	3.0%
Swisscanto (CH) Gold Physical	2.0%
Liquidités	2.0%
Liquidités	2.0%

STATISTIQUES

Rendement p.a.	Volatilité p.a.	Ratio de Sharpe	Perte maximale
5.1%	4.4%	1.3	-8.1%



Contact

Marc Excoffier
marc.excoffier@parisbertrand.com
+41 (0) 22 316 02 13

Banque Pâris Bertrand S.A.

30, rue du Rhône
Case Postale 2084
1211 Geneva 1
+41 (0) 22 316 02 00

www.parisbertrand.com

Disclaimer

This material has been prepared by Banque Pâris Bertrand S.A., Geneva, Switzerland, hereafter referred to as PB. This material is for distribution only under such circumstances as may be permitted by applicable law. It has no regard to the specific investment objectives, financial situation or particular needs of any recipient. It is published solely for information purposes and is not to be construed as a solicitation or related financial instruments or an offer to buy or sell any securities.

This document is not intended for persons who are citizens of, domiciled or resident in, or entities registered in a country or a jurisdiction in which its distribution, publication, provision or use would violate current laws and regulations.

No representation or warranty, either express or implied, is provided in relation to the accuracy, completeness or reliability of the information contained herein, nor is intended to be a complete statement or summary of the securities, markets or developments referred to in the materials. It should not be regarded by recipients as a substitute for the exercise of their own judgment. Any opinions expressed in this material are subject to change without notice or be contrary to opinions expressed by other business areas or entities. Then, as a result of using different assumptions and criteria, PB, is under no obligation to update or keep current the information contained herein. PB, its directors, officers and employees' or clients may have or have had interests or long or short positions in the securities or other financial instruments referred to herein and may at any time make purchases and/or sales in them as principal agent. PB, may act or have acted as a market-maker in the securities or other financial instruments discussed in this material. Furthermore, PB may have or have had a relationship with or may provide or have provided investment banking, capital markets, and/or other financial services to the relevant companies.

Neither PB, nor any of its directors, employees, or agents accepts any liability for any loss or damage arising out of the use of all or part of this material.

The potential investments described in this material are not suitable for all investors and their purchase and holding involves substantial risks. Potential investors should be familiar with instruments having the characteristics of such investments and should fully understand the terms and conditions set out in this documentation relating to them and the nature and extent of their exposure to risk of loss. Prior to entering into a transaction you should consult with your legal, regulatory, tax financial and accounting advisers to the extent you deem necessary to make your own investment, hedging and trading decisions.

Any transaction between you and PB, will be subject to the detailed provisions of the term sheet, confirmation or electronic matching systems relating to that transaction. In addition, potential investors must determine, based on their own independent review and such legal, business, tax and other advice as they deem appropriate under the circumstances, that the acquisition of such investments (i) is fully consistent with their financial needs, objectives and conditions, (ii) complies and is fully consistent with all constituents documents, investments policies, guidelines, authorizations and restrictions (including as to its capacity) applicable to them, (iii) has been duly approved in accordance with all applicable laws and procedures and (iv) is a fit, proper and suitable instrument for them.

Past performance is not necessarily indicative of future results. Foreign currency rates of exchange may adversely affect the value, price or income of any security or related instrument mentioned in this presentation. Clients wishing to effect transactions should contact their local sales representatives. Additional information will be made available upon request.

There can be no assurance or guarantee that returns showed in this material will be achieved.

In connection with certain return information, certain material assumptions have been used. Such assumptions and parameters are not the only ones that might reasonably have been selected and therefore no guarantee is or can be given as to the accuracy, completeness or reasonableness of any expected return. No representation or warranty is made that any indicative performance or return indicated will be achieved in the future. Furthermore, no representation or warranty, express or implied, is made by PB, as to the accuracy, completeness, or fitness for any particular purpose of the calculation methodology used. Under no circumstances will PB have any liability for a) any loss, damage or other injury in whole or in part caused by, resulting from or relating to any error (negligent or otherwise) of PB in connection with the compilation, analysis, interpretation, communication, publication of delivery of this methodology, or b) any direct, indirect, special, consequential, incidental or compensatory damages, whatsoever (including, without limitation, lost profits) in either case caused by reliance upon or otherwise resulting from or relating to the use of (including the inability to use) this calculation methodology.